

# Session S8a: Ecosystem services for nature conservation and protected areas

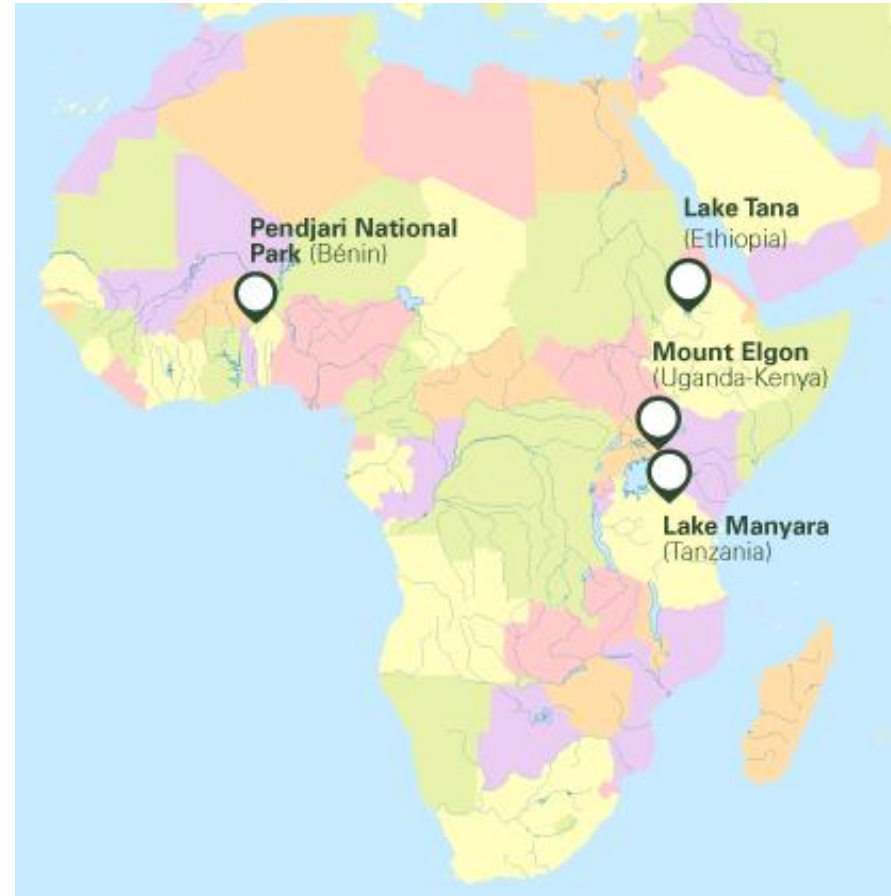
## Participatory methods, perceptions and values: Applying the TESSA tool and Q in African Biosphere reserves

Iliana Janssens  
janssens.iliana@gmail.com

EVAMAB-project & Vrije Universiteit Brussels, Belgium

Co-authors: Goad, D., Hugé, J., Rochette, A. & Janssens de Bisthoven, L.

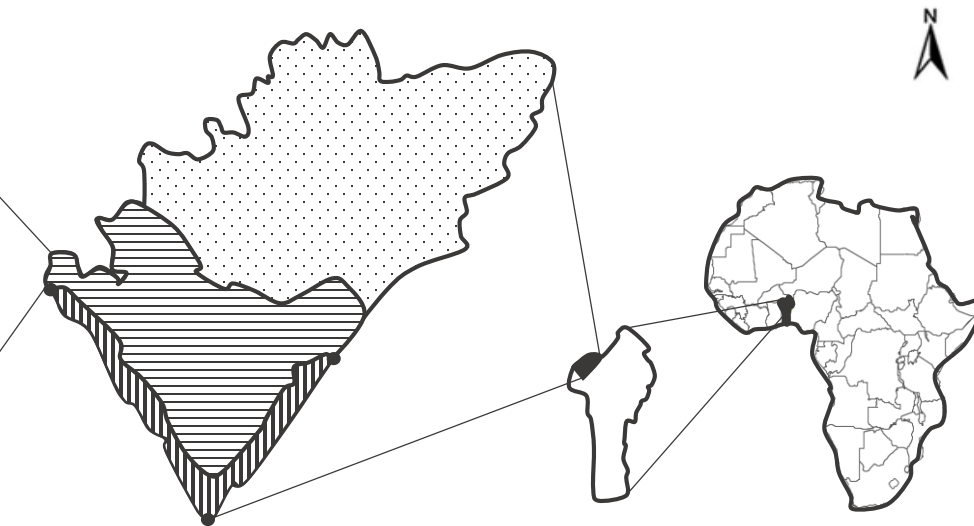
EVAMAB = “Economic valuation of ecosystem services in Man and Biosphere reserves”



# Case Study: Pendjari National Park, Benin






Pendjari River © Gregor Rom




Pendjari National Park

Benin

West Africa

-  Core Zone
-  Buffer Zone
-  Agricultural zone



**Public sector**

Government



**Private sector**

Business




Civil society



**People**

Community



\$\$



**CENAGREF**

Centre National de Gestion des Réserves de Faune

\$



**AVIGREF**

Associations Villageoises de Gestion des Réserves de Faune

**Participatory management**

## Public sector



\$\$

Mandate

## Private sector

Business



Civil society



\$\$\$\$

## People

Community



**APN**

African Parks Network NGO

**AVIGREF**


Associations Villageoises de  
Gestion des Réserves de Faune

**Public-Private Partnership**

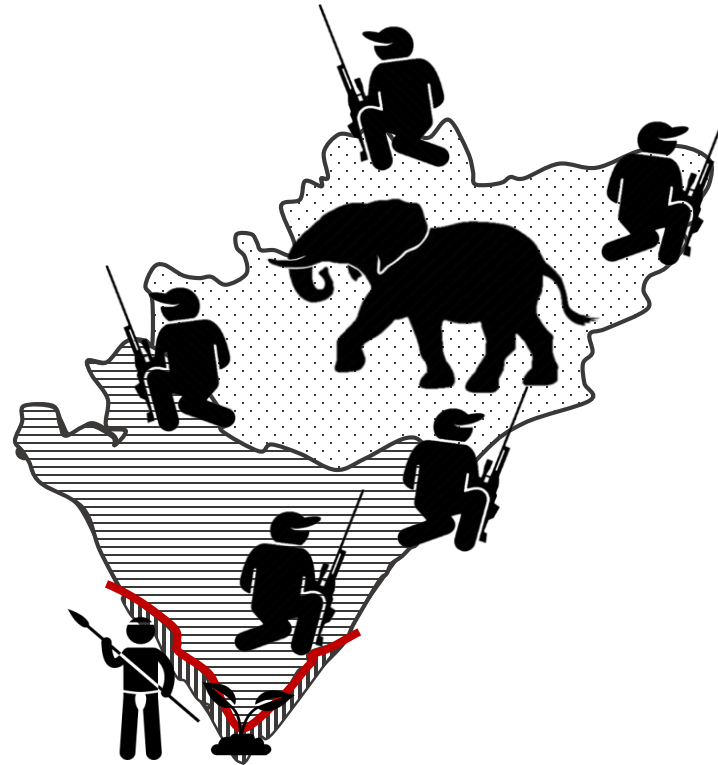
# Changes

2017

\$\$



\$\$\$\$\$\$



- Increased budget
- International NGO
- Decreased agricultural zone
- Fence to protect against human-wildlife conflict
- More and trained ecoguards against poaching

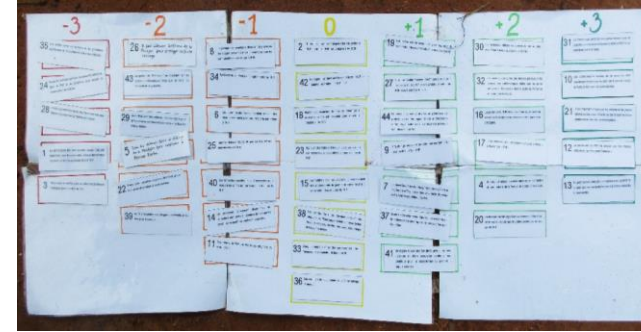
## TESSA-NGT-Hybrid



- Group per stakeholder (~gender, age and job)
- Mix of NGT and TESSA preliminary scoping appraisal

→ Threats to and trends of ES?

## Q Methodology



- First-person perspective
- Premade statements based on literature
- Clustering of alike perceptions

→ Perceptions on ES management?

## TESSA-NGT-Hybrid

- Threats:  
Land Tenure Insecurity
- Trends ES over last 5 years:
  - Agriculture, apiculture, wood and medicinal plants ↘
  - Tourism and environmental education ↗

→ Drivers of perception:  
Gender and municipality

## Q Methodology

- Two groups of perception:
  - Conservation for nature's sake  
Restrict access, increase education and plant trees
  - Conservation for human's use  
Increase access to park and finances, no agroforestry

→ Drivers of perception:  
Education level

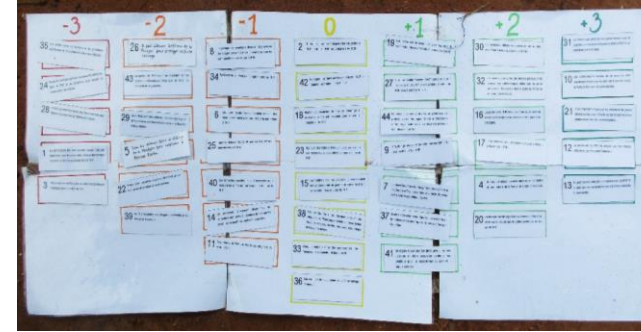


## TESSA-NGT-Hybrid



- Group (dominance effect)
- Rapid assessment
- Easy to understand
- Easy to reach farmers, women
- New information

## Q Methodology



- One-on-one
- Lots of preparation & interpretation
- Cognitively challenging
- Easy to reach managers, politicians
- Premade statements

# Conclusion

- Different output and different stakeholders  
→ Complementary methods
- Applicable in challenging environments BUT
  - Took long: 1-2 hours
  - Cannot extrapolate over time or place
- ES can open conversation and engage stakeholders, especially in high-conflict situations